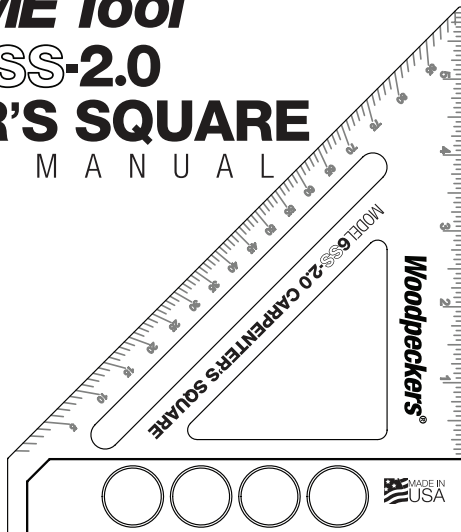


# **Woodpeckers<sup>®</sup>** **OneTIME Tool<sup>®</sup>** **MODEL 6SS-2.0** **CARPENTER'S SQUARE** O W N E R ' S M A N U A L

Woodpeckers Model 6SS-2.0 Carpenter's Square is uniquely designed for fine finish cabinetry and furniture making. The Model 6SS-2.0 Carpenter's Square elevates the classic carpenter's square design with a thin, precision-machined stainless steel blade which brings the laser-engraved scale closer to the work piece. The base side is bolstered with anodized aircraft-grade aluminum cheeks, pinned and bolted to the stainless steel blade.



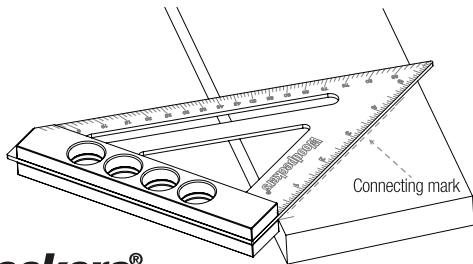
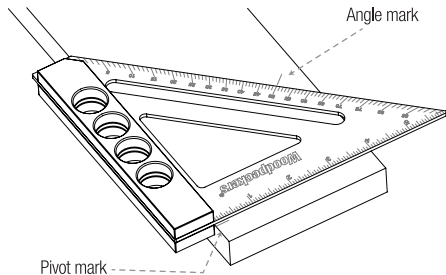
If you think you're missing anything, email us at [mailroom@woodpeck.com](mailto:mailroom@woodpeck.com).  
You can also call us at 800-752-0725 from 9:00 a.m. to 5:00 p.m. EST Monday - Friday.

## USING THE SQUARE TO MARK

**ANGLES** The design incorporates the two most common angles, 90° and 45° through its physical features and are transferred to the work piece by simply positioning the Square and marking along the appropriate leg. To mark angles other than 90° and 45°, follow the simple two-step process below:

**STEP 1:** Place a pivot mark along the board's edge where the angle is to begin and a second mark at the desired angle. This will be the angle between the edge of the work piece and the angle mark.

**STEP 2:** Now use the leg of the Square to connect the pivot and angle marks.



# Woodpeckers®

PRECISION WOODWORKING TOOLS

Woodpeckers, LLC Strongsville, Ohio · [woodpeck.com](http://www.woodpeck.com)

© 2020 Woodpeckers, LLC

REV052020



**WARNING!** This product can expose you to chemicals, including chromium, which is known to the State of California to cause cancer and birth defects or other reproductive harm. For more information go to [www.P65Warnings.ca.gov](http://www.P65Warnings.ca.gov)